

Palm **Finiture cromatiche** Colour finishing

*Piani di lavoro in melaminico sp. 38 mm con bordi in ABS sp. 2 mm.
Melamine working tops 38 mm thick with 2 mm ABS edges.
Plans de travail en mélaminé ép. 38 mm avec chants en ABS ép. 2 mm.
Tischplatten in Melamin St. 38 mm mit ABS-Kanten St. 2 mm.
Sobres de trabajo en melamina 38 mm de grosor con cantos en ABS 2 mm de grosor.
Plano de trabalho em melamínico espessura 38 mm com bordos em ABS espessura 2 mm.*



E
Ciliegio Naturale
Natural cherry
Cerisier naturel
Kirschbaum Natur
Cerezo natural
Cereja natural



T
Ciliegio scuro
Dark cherry
Cerisier foncé
Kirschbaum dunkel
Cerezo oscuro
Cereja escuro

*Piani di lavoro in vetro temperato sp. 15 mm.
Tempered glass tops 15 mm thick.
Plateaux en verre trempé ép. 15 mm.
Tischplatten aus Sicherheitsglas St. 15 mm.
Sobres de cristal templado esp. 15 mm.
Plano de trabalho em vidro temperado espessura 15mm.*



V
Acidato - Acetated
Matté à l'acide
Ätzglas - Acidado
Acetato



W
Bianco - White
Blanc - Weiß
Blanco - Branco



R
Rosso - Red
Rouge - Rot
Rojo - Vermelho



B
Blu - Blue - Bleu
Blau - Azul - Azul



N
Nero - Black
Noir - Schwarz
Negro - Preto

*Gambe in alluminio / zama e componenti in metallo.
Aluminium / zama legs and metal components.
Piètements en aluminium / zamak et composants en métal.
Beine aus Aluminium / Zamak und Bestandteile aus Metall.
Patas en aluminio / zama y componentes metálicos.
Bases em alumínio / zamac e acessórios em metal.*



H
Alluminio
Aluminium
Aluminium
Aluminium
Aluminio
Alumínio

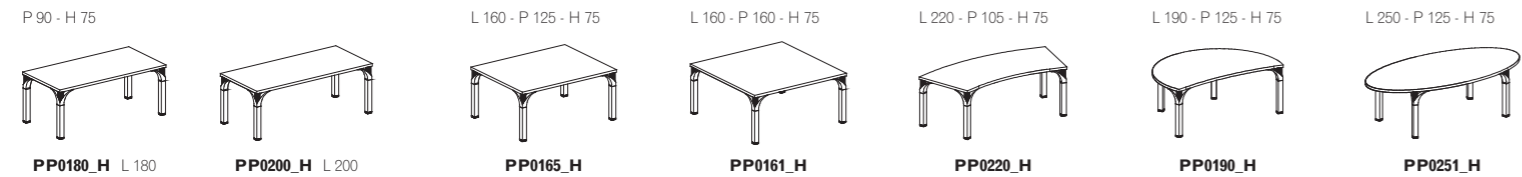
*Maniglia di serie per ante e cassetti.
Standard handle for doors and drawers.
Poignée standard pour portes et tiroirs.
Standardgriff für Türen und Schubladen.
Tirador de serie para puertas y cajones.
Puxador de série para portas e gavetas.*



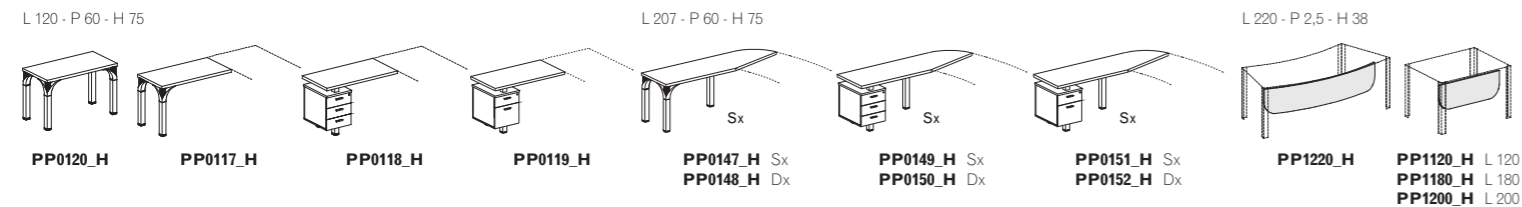
Palm

PALM

TAVOLI SCRIVANIA - DESKS

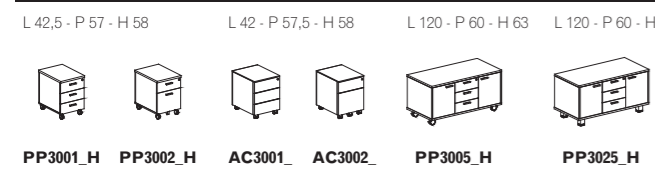


TAVOLI DATILO / ALLUNGHI - TYPING TABLES / EXTENSIONS

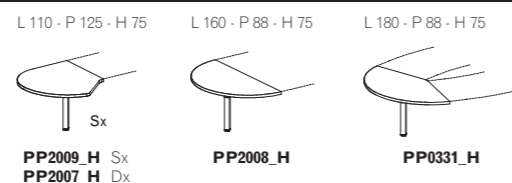


MODESTY PANELS

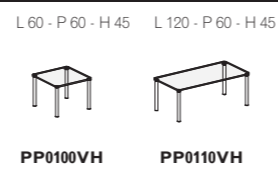
CASSETTIERE / MOBILI DI SERVIZIO - PEDESTALS / SERVICE UNITS



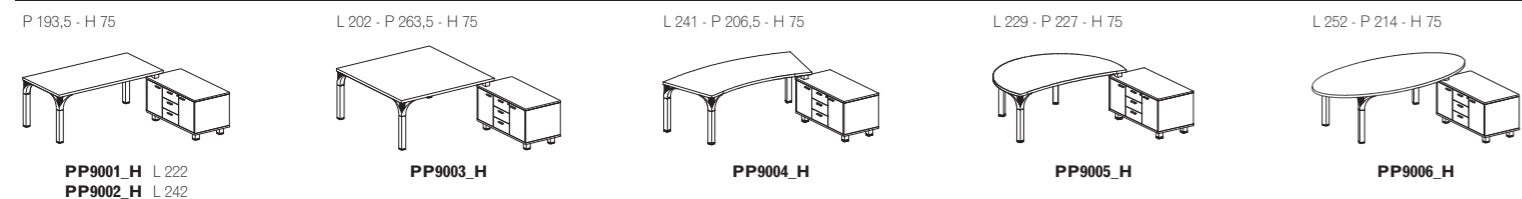
RACCORDI E PENISOLE - CONNECTION AND END ELEMENTS



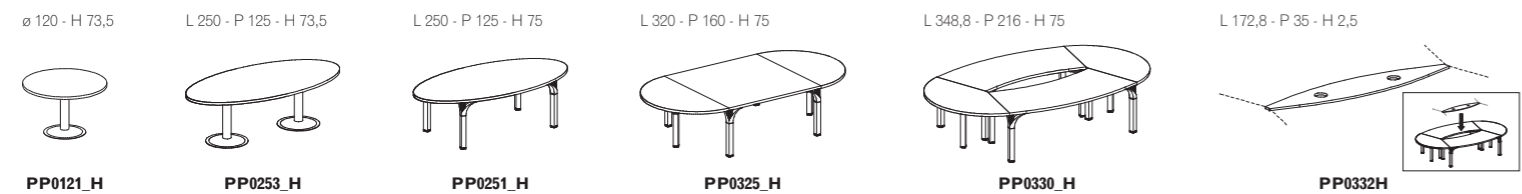
TAVOLI CAFFÈ - COFFEE TABLES



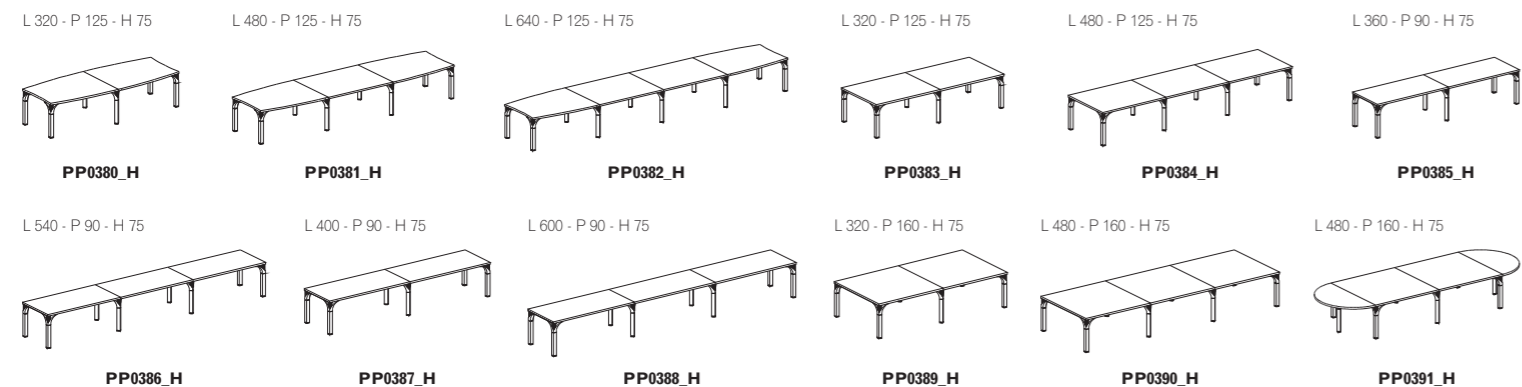
TAVOLI INTEGRATI CON MOBILE DI SERVIZIO - TABLES INTEGRATED WITH SERVICE UNITS



TAVOLI RIUNIONE - MEETING TABLES

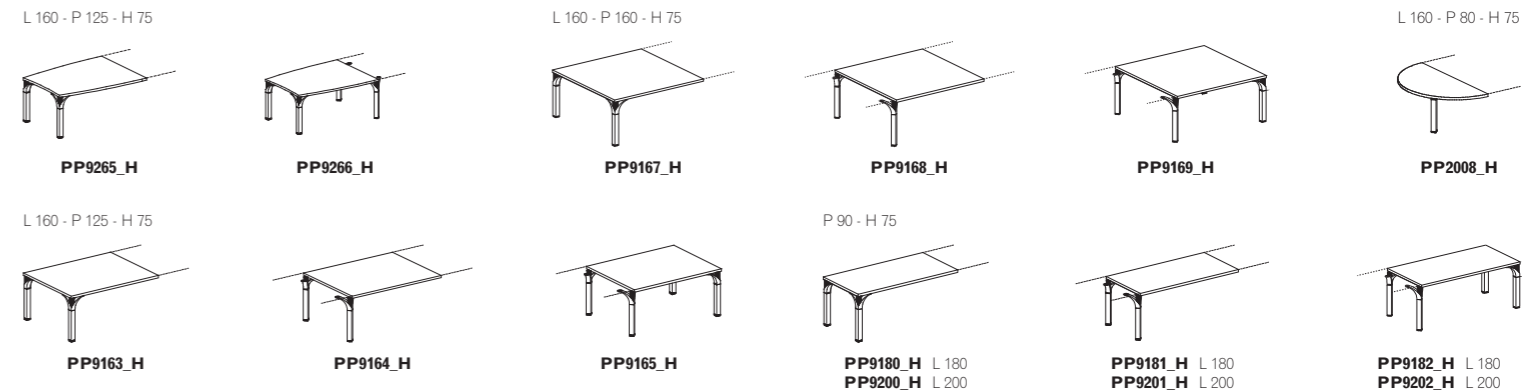


TAVOLI RIUNIONE COMPONIBILI - COMPOUND MEETING TABLES

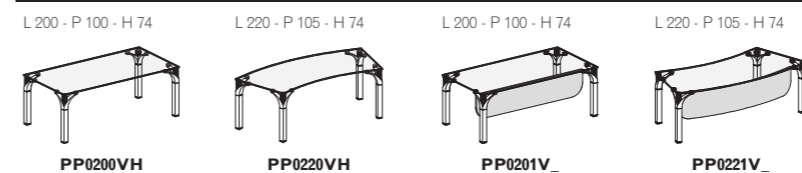


PALM

ELEMENTI PER TAVOLI RIUNIONE COMPONIBILI - MODULAR ELEMENTS FOR MEETING TABLES



TAVOLI SCRIVANIA / "CON MODESTY PANEL" - DESKS / "WITH MODESTY PANEL"



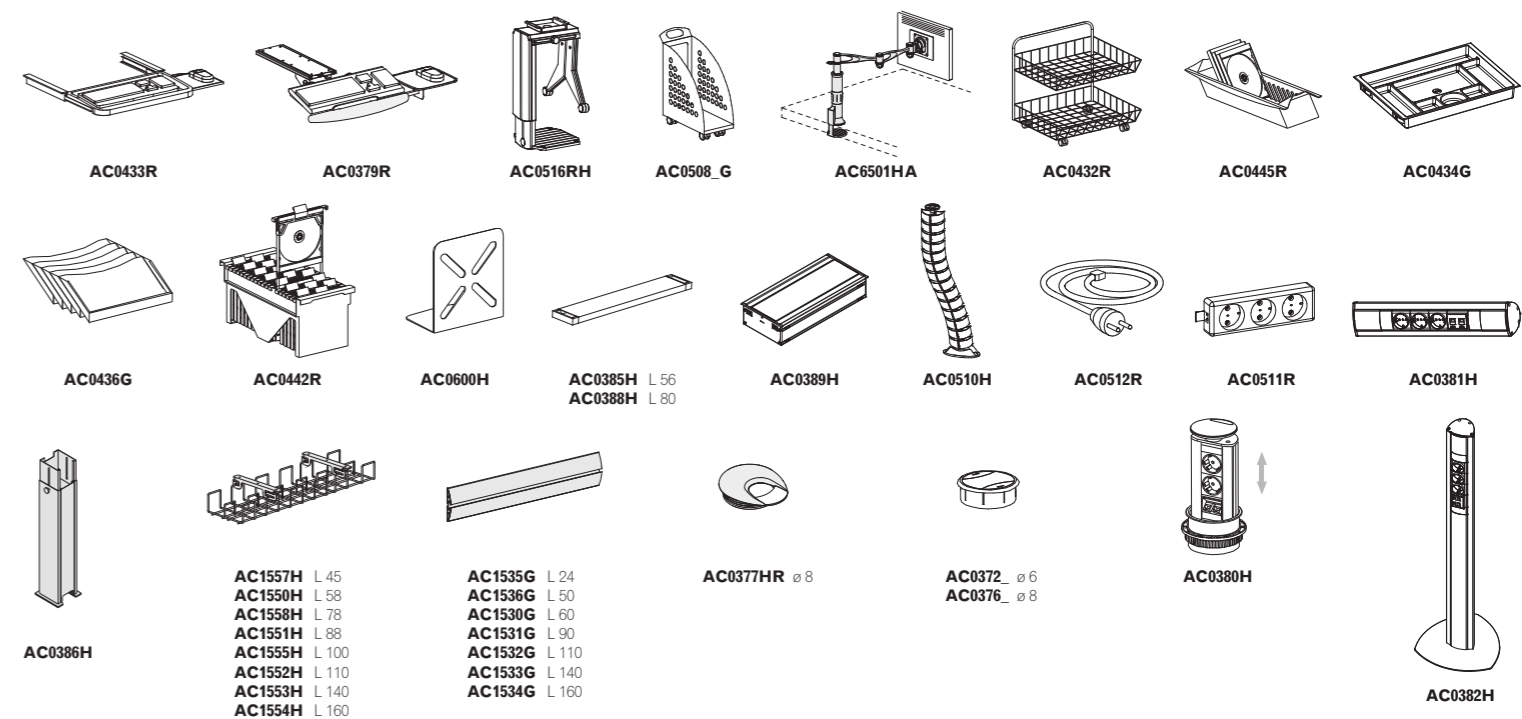
TAVOLI DATILO - TYPING TABLE



TAVOLO RIUNIONE - MEETING TABLE

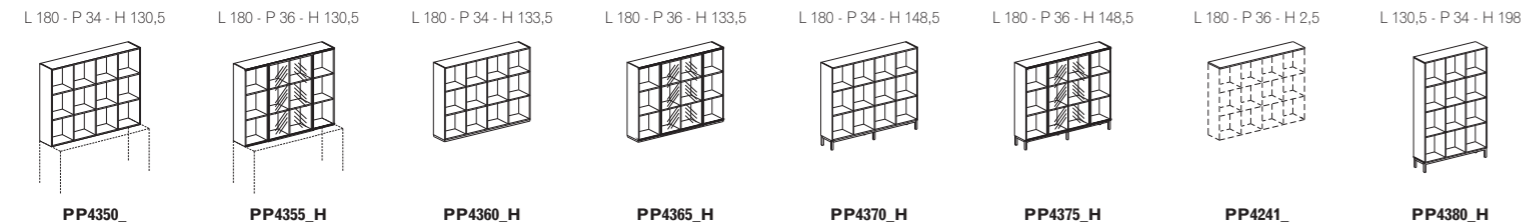


ACCESSORI - ACCESSORIES



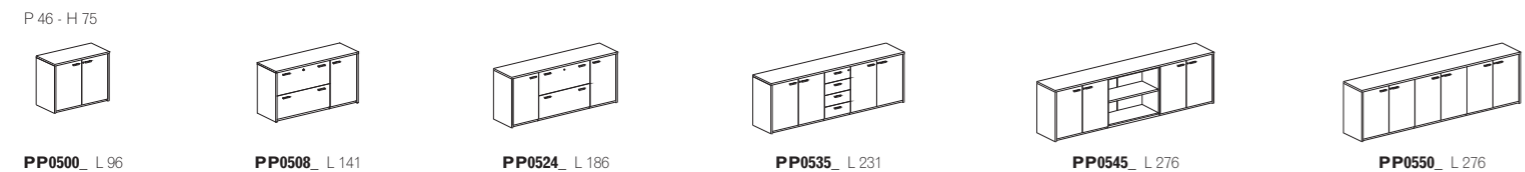
PALM

LIBRERIE - BOOKCASES



COMPOSIZIONI - COMPOSITIONS

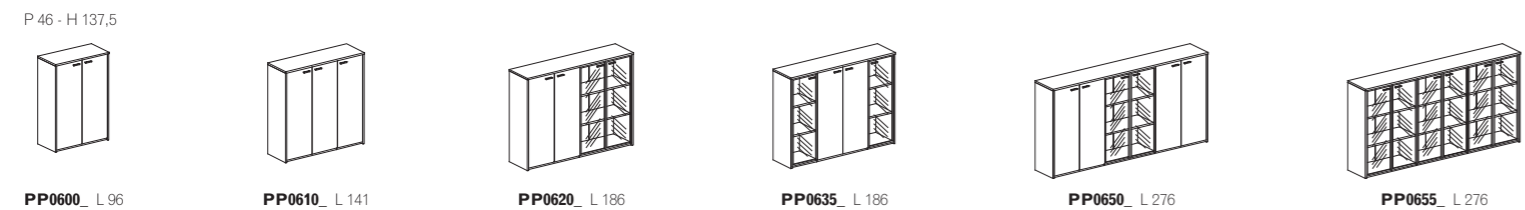
COMPOSIZIONI CONTENITORI BASSI (esempi) - LOW STORAGE UNITS COMPOSITIONS (examples)



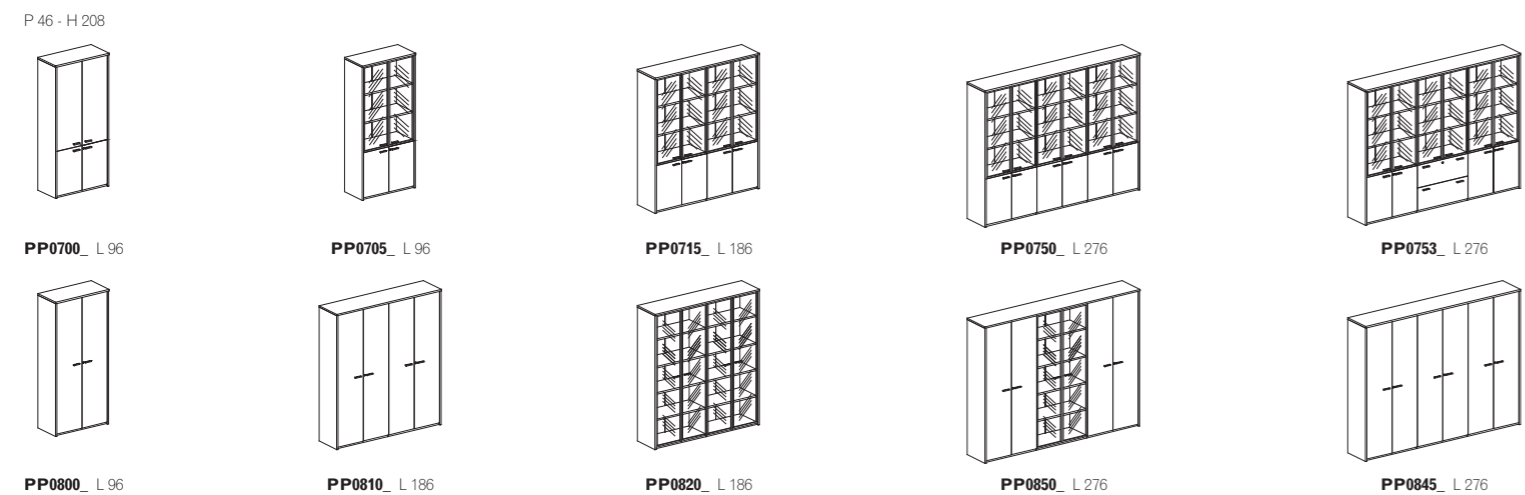
COMPOSIZIONI CONTENITORI BASSI + LIBRERIE (esempi) - LOW STORAGE UNITS COMPOSITIONS + BOOKCASES (examples)



COMPOSIZIONI CONTENITORI MEDI (esempi) - MEDIUM STORAGE UNITS COMPOSITIONS (examples)



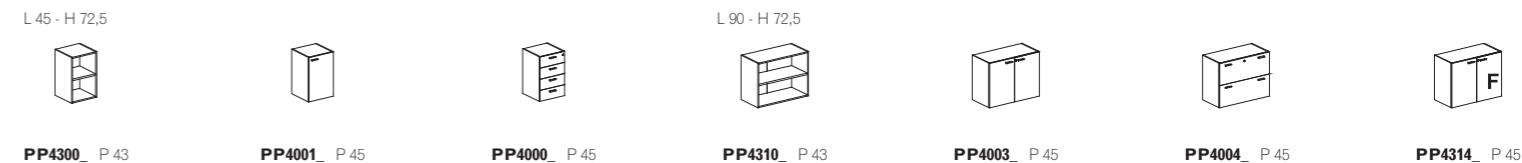
COMPOSIZIONI CONTENITORI ALTI (esempi) - HIGH STORAGE UNITS COMPOSITIONS (examples)



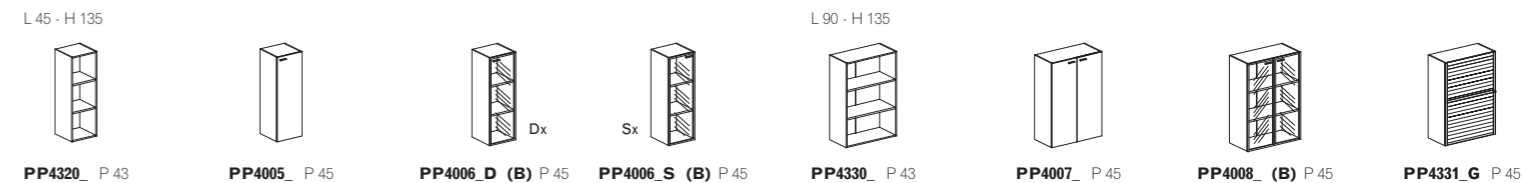
PALM

CONTENITORI - STORAGE UNITS

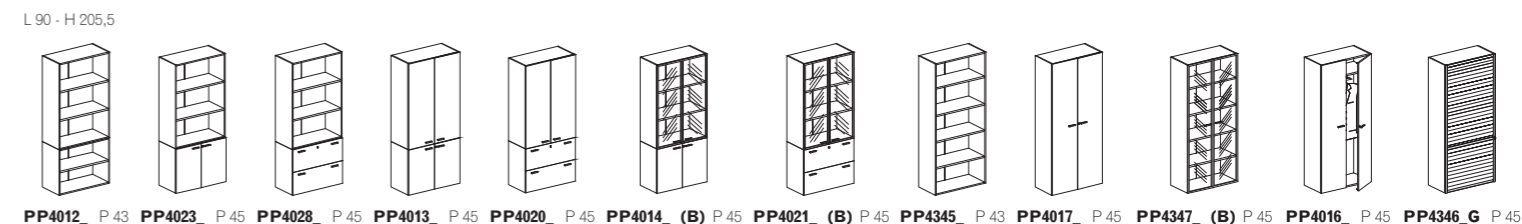
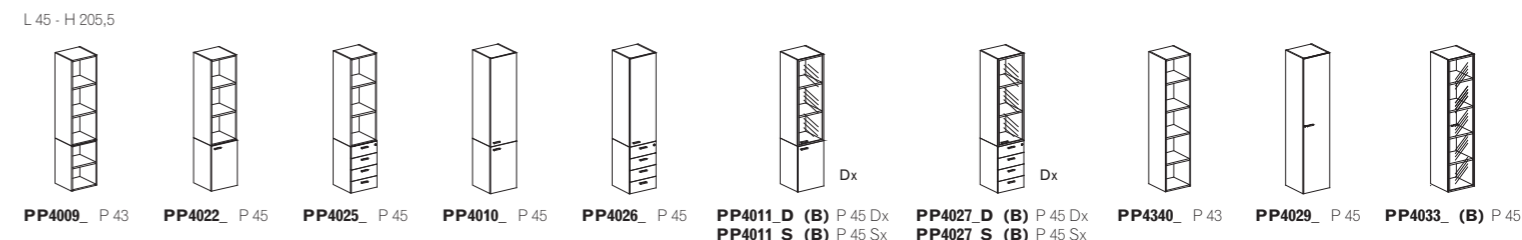
CONTENITORI BASSI - LOW STORAGE UNITS



CONTENITORI MEDI - MEDIUM STORAGE UNITS



CONTENITORI ALTI - HIGH STORAGE UNITS



TOP - TOPS

P 45,6 - H 2,5



PP4201_ L 51
PP4202_ L 96
PP4203_ L 141
PP4204_ L 186
PP4205_ L 231
PP4206_ L 276

COPPIA FIANCHI TERMINALI - PAIR OF LATERAL SIDES

L 2,5 - P 45,5



PP4297_ H 72,5
PP4298_ H 135
PP4299_ H 205,5

TOP SPECIALI - SPECIAL TOPS

P 45 - H 2,5



PP4211_ L 45
PP4212_ L 90
PP4214_ L 180

ZOCOLI METALLICI - BASE METAL FRAMES

P 41,5 - H 2



PP4445H L 45 PP4490H L 90

I CONTENITORI FISSI SONO COMPONIBILI, SOVRAPPONIBILI E VANNO COMPLETATI CON IL TOP + FIANCHI TERMINALI (OPPURE CON TOP SPECIALI SENZA FIANCHI TERMINALI) E ZOCOLI. I CODICI RIPORTATI SI RIFERISCONO A CONTENITORI CON RIPIANI IN MELAMINICO.
THE FREE-STANDING STORAGE UNITS ARE MODULAR, SUPERIMPOSABLE AND HAVE TO BE COMPLETED WITH TOP + LATERAL SIDES (OR WITH SPECIAL TOP WITHOUT LATERAL SIDES) AND BASE METAL FRAMES. THE CODES ARE RELATED TO STORAGE UNITS WITH MELAMINE SHELVES.

TIPOLOGIE ANTE VETRO DISPONIBILI - GLASS DOORS AVAILABLE

B: Anta vetro acidato con telaio in alluminio dotata di serratura (standard)
Acetated glass door with aluminium frame and lock (standard)